


Learners, Educators, Caregivers, & Families

# Learning Every Day, Everywhere

## Connect with loved ones.

- Assemble photo albums and write captions for the photos.
- Compare and contrast the different photos of people and discuss how they have changed over time. Write about it.
- Write about events from the photos in your home.
- Write a letter, create a newsletter, or develop a website to share with loved ones near and far.
- Interview people about current and historical events.



## Play together.

- Play card games and board games that emphasize strategy, reasoning, cooperation, reading, word building skills, and fun!
- One family member uses descriptive words about an object. Other family members guess what the object is.


## Talk about life.

- Put wishes and wants into writing and find ways to work toward or contribute to getting to the goal.
- Keep a journal during this time. Writing done today is the primary source of tomorrow.



## Read together.

- Read to, for, or with your family.
- Watch a story videocast online or create your own story videocast.
- Read a bedtime story. Re-read a familiar bedtime story and ask your child to create a different ending.
- Write a bedtime story and recite it with your child every night.
- Read magazines and books while you are in the bathtub.



Learn more: [dpi.wi.gov/cal](http://dpi.wi.gov/cal)



WISCONSIN DEPARTMENT OF  
PUBLIC INSTRUCTION

Carolyn Stanford Taylor, State Superintendent

Learners, Educators, Caregivers, & Families

# Learning Every Day, Everywhere


## Unwind together.

- Listen to music or host a karaoke or dance party.
- Create a different ending to a television show you watch. Discuss it and act it out.
- Turn on the closed caption function of the television instead of the volume.
- Turn the television on mute during commercials and practice sight word flash cards.
- Compare and contrast movies or shows to books. Write a book or film review.



## Make meals together.

- Read recipes to help with following directions.
- Help your child with fractions as you measure ingredients.
- Try a new recipe or get creative with ingredients. Host your own "Iron Chef" challenge where you use ingredients on hand.
- Take turns preparing meals.



## Complete daily activities.

- Make writing practical and useful by having children write grocery and task lists, reminders and phone messages, instructions for caring for pets, or directions for getting to the park.
- While your child is taking a bath, put different objects in the water-like a sponge or a ball and guess whether it will sink or float.
- Complete home projects together. Allow children to take on greater responsibilities with household chores.
- Leave messages or notes around the house (e.g., "I love you very much!" or "Don't forget to walk the dog.").

Learn more: [dpi.wi.gov/cal](http://dpi.wi.gov/cal)



WISCONSIN DEPARTMENT OF  
PUBLIC INSTRUCTION


Carolyn Stanford Taylor, State Superintendent

# Learning Every Day, Everywhere

## OUTSIDE

### Connect

- Create nature journals to record adventures and observations outside. Decorate the cover. Write or draw about what predictions of what will be found before going out, draw pictures or write while exploring, or reflect on the trip when they get back home.
- Take your child on a literacy walk and note the print available. Walk around your neighborhood, note the different signs, and discuss the meaning/importance of them. Take photos along the way to create a story or album.



- Take an old blanket outside to sit on the dirt or grass and use your senses to notice all that is outside - wind, clouds, trees, bird songs, insects, people, flowers. Write haiku about what you see, smell, hear, feel, and think.



### Explore

- Explore parks and other public lands.
- Talk about the wildlife that is everywhere! You'll be surprised how much life you can find in our urban parks. Insects living complex lives in grass or landscaping, birds nesting in trees or on buildings, and bats hunting insects after dark are only some of the things you may find.



- Look for birds and talk to your children about what the birds are doing. Notice if the bird is flying, standing, or swimming. Then find a bird with some red on it, some yellow, and some black. No need to identify, just observe!

### Engage

- Plant a garden, flowers, or a tree!
- Construct and install a birdhouse.
- Draw ideas for or make a playground using materials from nature.



Learn more: [dpi.wi.gov/cal](http://dpi.wi.gov/cal)

